

Fast and easy maintenance-
the Inogen benefit.

INOGEN ONE[®]G5
Column Change Guide



INOGEN ONE® G5

To change the columns on your Inogen One® G5, first:


- 1 Turn off the Inogen One® G5 concentrator by pressing the power button to shut down the device.
- 2 Remove the Inogen One® G5 concentrator from the carrying case (if attached).



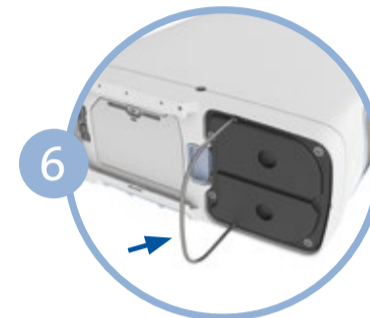
Remove the battery from the Inogen One® G5 concentrator.



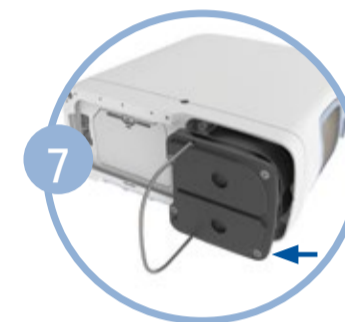
Place the Inogen One® G5 concentrator on its side so that the underside is visible. The metal column assembly can be seen on one side of the device.



Unlock the column assembly by pushing the latch button away from the columns.



While holding the button open, slide the column assembly out of the device by pulling on the column pull handle.




Remove the columns completely from the Inogen One® G5. Both columns are removed as one piece.



Remove dust caps of new column assembly. Make sure there is no dust or debris where the dust caps were located.



Insert column assembly into the Inogen One® G5 concentrator. Do not leave the column ends exposed; column assembly should be inserted into the Inogen One® G5 as soon as the dust caps have been removed.



Push the column assembly into the device such that the columns are fully seated into the Inogen One® G5 concentrator. The spring loaded latch button should fully return to the closed position.



Press the alert/bell button once and screen will display "sieve reset success." Press the power button to turn on the Inogen One® G5, and use normally.



Press and hold the plus (+) and (-) minus buttons for 5 seconds. The screen will display "sieve reset" message. Release buttons once message is displayed on screen.



Connect the AC power supply cord to the Inogen One® G5 and plug the power supply AC cord into an electrical outlet. Do Not Power on the Inogen One® G5 concentrator.

CONTINUES ON BACK →

PARA MAS INFORMACIÓN POR FAVOR CONTÁCTENOS EN OXIMEDICAL COLOMBIA SAS:

BOGOTÁ: (031) 390 56 20 • CALI: (032) 485 06 08

• MEDELLÍN: (034) 607 12 62 • PEREIRA: (036) 340 04 07 • IBAGUÉ: (038) 277 12 82

• PASTO: (032) 738 23 83 Ext: 7 • MIAMI: +1 305 4598648

CEL.: +57 315 783 7832

CUSTOMER SERVICE LINE: TOLL FREE # 1-800-591-3409

email: oxigenopoc@gmail.com - www.oxigenopoc.com