



## Before You Start

### 1 Download App

From your mobile device, go to the **APP STORE** (APPLE) or **Google Play** (Android), search for the **Inogen Connect App** and download the software.

Apple App Store



Google Play  
App Store



Inogen Connect App



### 2 Plug In Your Inogen One G5

Connect the AC power supply cord to the concentrator. Plug the power supply AC cord into an electrical outlet.

Do not power on G5 concentrator.



## Pairing

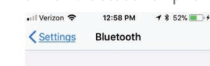
### 3 Pair Your Mobile Device With Your G5

- Go to **Settings** on your mobile device and **turn on Bluetooth**.
- Slide the button to the right to turn on Bluetooth.
- Next, **turn on Bluetooth on your concentrator** by holding down the minus button until the Bluetooth symbol appears on the concentrator's display screen.


Go to settings




Turn on Bluetooth on phone



Bluetooth



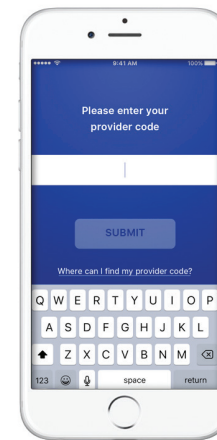
Turn on Bluetooth on G5



### 4 Open Inogen Connect App

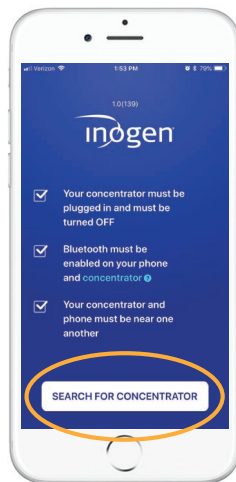
Enter your provider code and click **"SUBMIT"**. The provider code can be found in your confirmation email or provided by your home care provider.

*Pairing is the term used to describe the process of wirelessly connecting two Bluetooth devices for the first time. "Pairing" allows the devices to recognize each other and creates a unique lasting connection between the specific devices.*



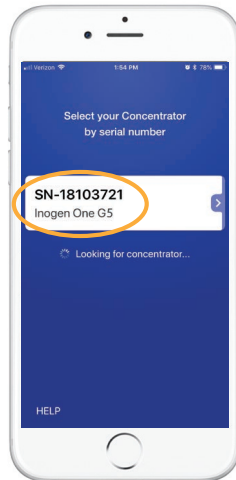
## 5 Search for Concentrator

Click on “Search for Concentrator” at the bottom of your screen.



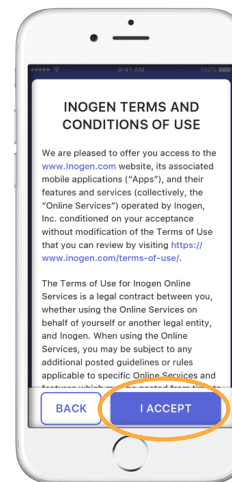
## 6 Select Serial #

When device is found, select your desired **Concentrator Serial Number** on your mobile device.



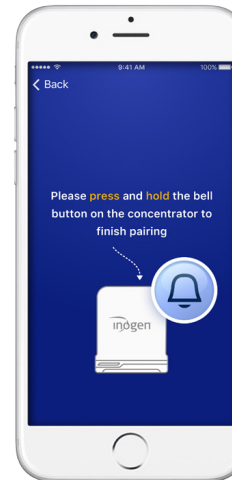

## 7 Terms & Conditions

Read the **Terms and Conditions** and if you choose to accept, select the “I Accept” button at the bottom of your screen.



## 8 Press Bell Button

Press and hold the **bell button** on your G5 concentrator to finish pairing.



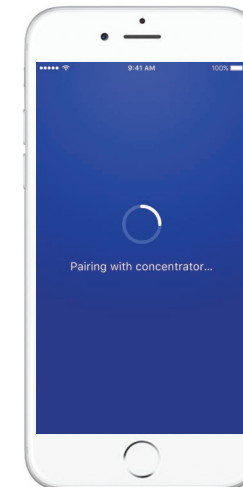
## 9 Wait to Pair

Please wait - your concentrator is pairing.

## 10 Pairing Complete

Your **Inogen One G5** is now paired with your mobile device! Now you can turn on your Inogen One G5 and use it normally. The information displayed on your **Inogen Connect** screen will vary depending on your concentrator's current state.

For further information, see the Inogen Connect FAQ section at [www.inogen.com/app/](http://www.inogen.com/app/)



PARA MAS INFORMACIÓN POR FAVOR CONTÁCTENOS EN OXIMEDICAL COLOMBIA SAS:

BOGOTÁ: (031) 390 56 20 • CALI: (032) 485 06 08  
 • MEDELLÍN: (034) 607 12 62 • PEREIRA: (036) 340 04 07 • IBAGUÉ: (038) 277 12 82  
 • PASTO: (032) 738 23 83 Ext: 7 • MIAMI: +1 305 4598648  
 CEL.: +57 315 783 7832

CUSTOMER SERVICE LINE: TOLL FREE # 1-800-591-3409  
 email: [oxigenopoc@gmail.com](mailto:oxigenopoc@gmail.com) - [www.oxigenopoc.com](http://www.oxigenopoc.com)